

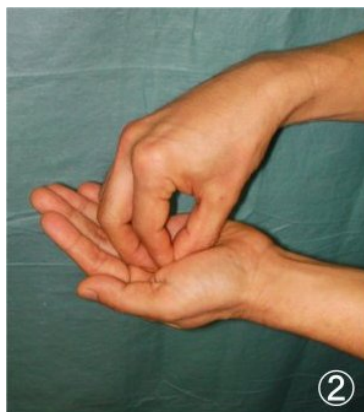
# Niigata Prefectural Muikamachi Hospital Style How to Use “Liquid” Type of ABHR



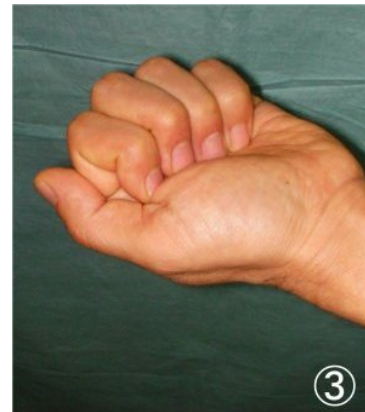
Duration of the entire procedure: 15-20 seconds; Please remove rings, bracelet and watches



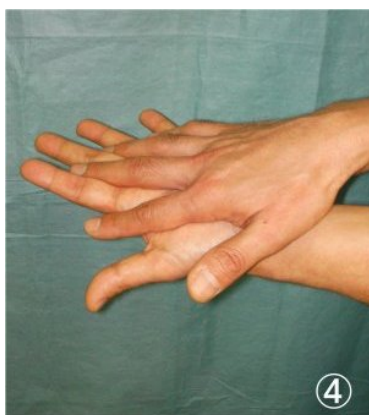
Apply a palmful of the product in a cupped nondominant hand



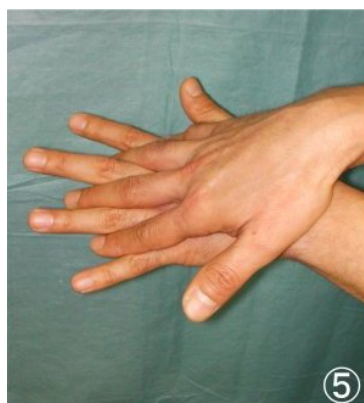
Immerse the fingertips of dominant hand in ABHR



Immerse the fingertips of nondominant hand



Rub hands palm to palm (sometimes open and close fingers to interlace)



Rub the dorsum with another palm and vice versa (sometimes open and close fingers)



Rotational rubbing of left thumb clasped in right palm and vice versa



Backs of fingers to opposing palms with fingers interlocked



Rub hands together fast to dry hands completely



Your hands are OK

This method is for “liquid” type of ABHR. Fluid is easily spilled from palm at early stage. Please follow WHO How To Handrub for “gel” or “foam” products. The amount of liquid is almost 3mL, but please follow manufacture guide.  
Copyright :Dr.Takao Ichikawa (Niigata Prefectural Muikamachi Hospital, Chief Anesthesiologist.)